

UNIVERSITY OF LADAKH

OFFICE OF THE CONTROLLER OF EXAMINATION

(Administrative Office, Melong-Thang, Leh and Purig Guest House, Kurba-Thang, Kargil)

E-MAIL: uol.coe@gmail.com

NOTIFICATION

No: UOL/2023/COE-12/938

Dated: 02nd of November, 2023

It is notified for the information of all concerned that online examination form submission for UG/PG 1st semester for courses running in the two campuses (Regular batch 2023 & backlog batch 2022) and UG/PG 3rd semester (Regular batch 2022) for courses running the two campuses of the university is open from **03rd November 2023 to 07th November 2023**. All concerned may apply online by visiting university website or/and following the link given viz www.uol.ac.in and by login into students' portal.

One may generate the Admit card during the dates mentioned below -

Generation of Admit Card	10 th -12 th November 2023, onwards
--------------------------	---

Date sheet for practical exam will be notified separately.

Note:-

- **After 7th November 2023 (midnight) no any form shall be entertained.**
- Candidate himself/herself shall be responsible for filling any wrong information. No extra time shall be given for edit/correction in such cases.
- No refund of fee shall be done for shortage cases. Therefore, ensure before form submission.

Therefore, please read the Annexure-1 carefully before submitting the online examination form.

Sd/=

Controller of Examination
University of Ladakh

Enclosure:-

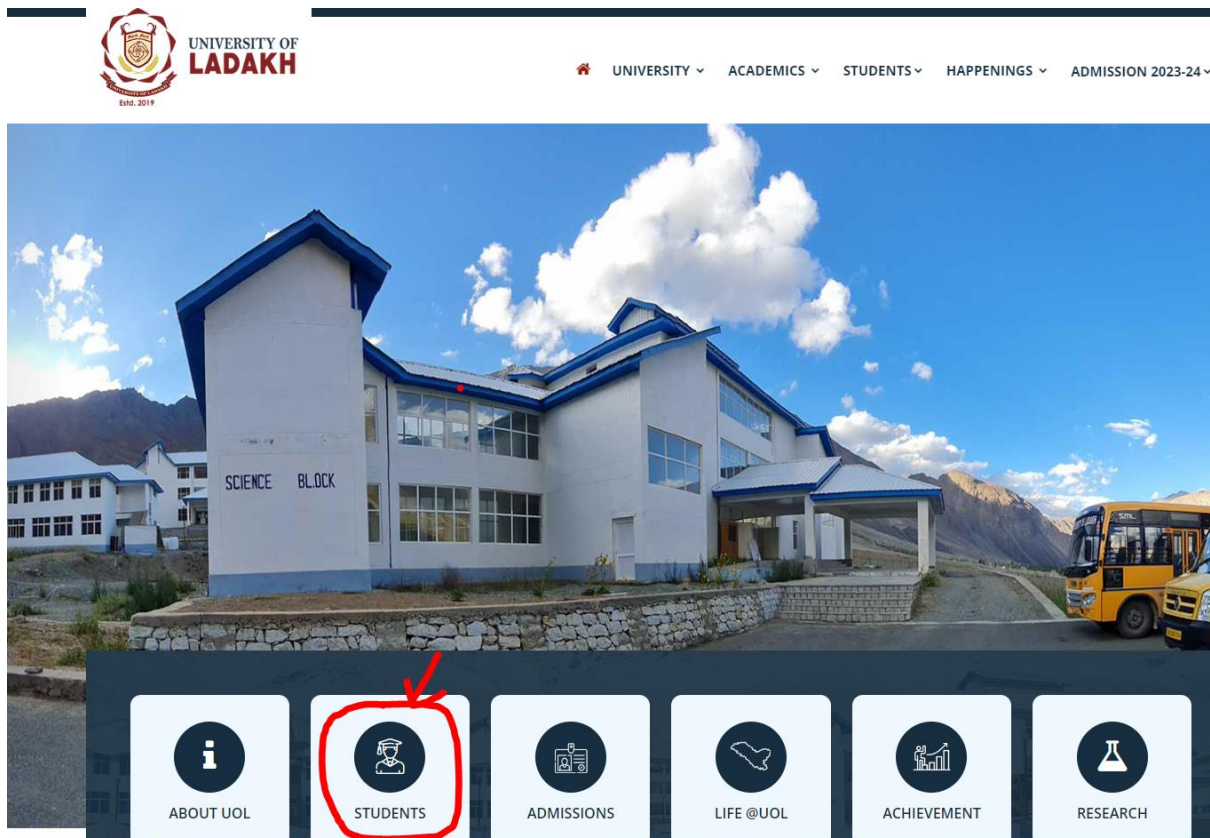
- Annexure-1: Instructions for filling up the online examination form on the portal.

Copy to –

1. Registrar, University of Ladakh for information.
2. Rector, Kargil campus for information.
3. Coordinator (Examinations) of the two campuses for information and necessary action.
4. Administrative Officer, Leh campus, University of Ladakh for information.
5. Coordinators of all the departments of the two campuses for information with the request to convey the message to all concerned.
6. PA to VC for information to Hon'ble Vice Chancellor.
7. IT Cell of University of Ladakh for uploading of the circular on university website for wide coverage.
8. Office files for records.

ANNEXURE-1

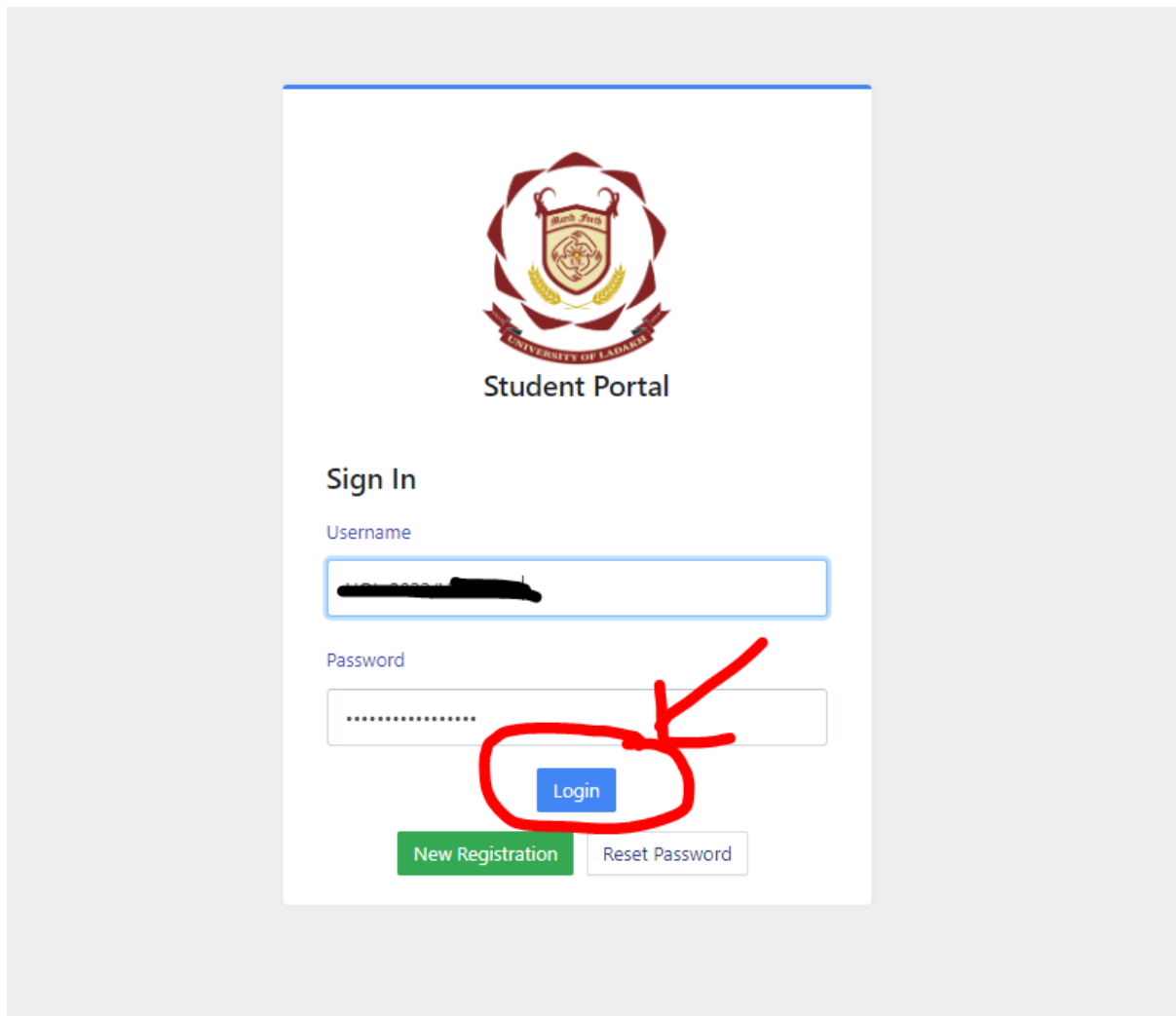
Step 1: Login into University Website: uol.ac.in and click on students portal.



Step 2: After Login you will get lo gin credentials.



Step 3: Enter your Registration Return Number and Password. If you forgot your password then click on RESET PASSWORD.



UOL

Home / Dashboard

Announcement:
- [Create/Link Your Academic Bank of Credits \(ABC\) Account](#)

M.SC : MASTER OF SCIENCE(ZOOLOGY)

[CLICK HERE](#)

Samarth eGov

Step 4: Click on Login and you will get below interface.

UOL

Home / Dashboard

Announcement:
- [Create/Link Your Academic Bank of Credits \(ABC\) Account](#)

M.SC : MASTER OF SCIENCE(ZOOLOGY)

[CLICK HERE](#)

Samarth eGov

Step 5: Click here for course selection.

The screenshot shows a student profile page with the following details:

Name	[Redacted]	Enrolment Number	[Redacted]	Organizat
Level	MASTER	Examination Roll Number	[Redacted]	Delivery M
Admission (Year-Cycle)	2022-MARCH	Admission Quota	●	

ABC ID **!! Action required click here to link/create your ABC Account**

You can apply for course selection in SEMESTER 3 of M.Sc : Master of Science(Zoology)

[Click here to select your courses](#)

My Courses

A red circle highlights the text "You can apply for course selection in SEMESTER 3 of M.Sc : Master of Science(Zoology)" and the link "Click here to select your courses". A red arrow points from the right towards the link.

Step 6: Choose your courses from dropdown list and submit it.

The screenshot shows the "Course Selection Section" with the following details:

Enrolment Number:	UOL-2022/UCL-0032	Programme	M.Sc : Master of Science(Zoology)	Session	2023-JULY	Reference Number :
-------------------	-------------------	-----------	-----------------------------------	---------	-----------	--------------------

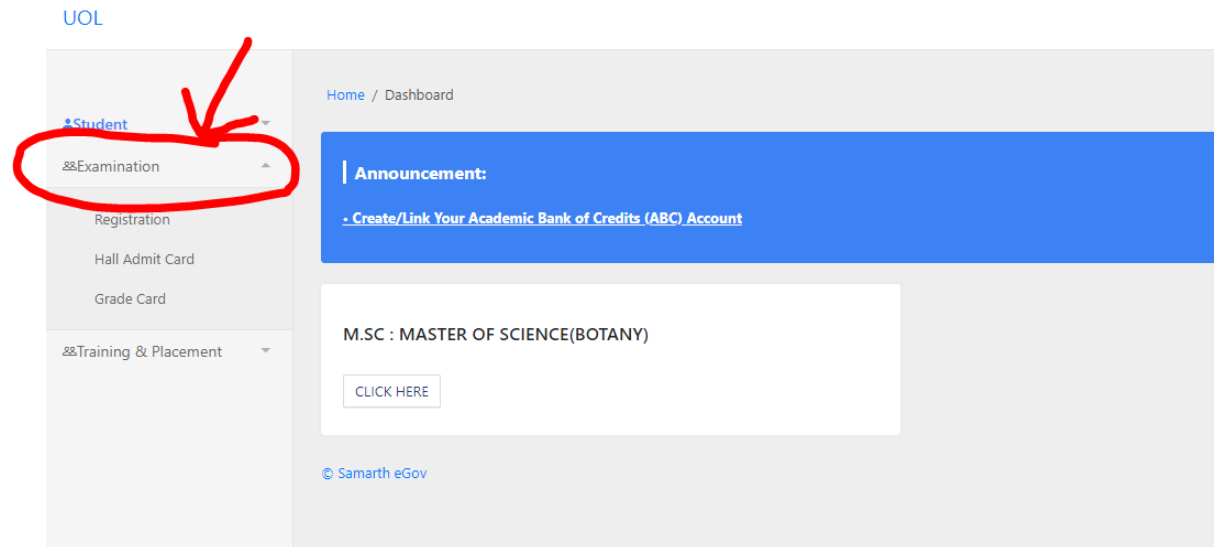
Courses Selection for SEMESTER 3

S.No	Option Type	Course Code : Course Name (Credit)
1	COMPULSORY	PG-ZO-C-301 : Immunology (4.00)
2	COMPULSORY	PG-ZO-C-302 : Evolution and Ethology (4.00)
3	COMPULSORY	PG-ZO-C-303 : Entomology (4.00)
4	COMPULSORY	PG-ZO-L-301 : Laboratory Course (4.00)
5	COMPULSORY	PG-ZO-MP-301 : Minor Project (2.00)
6	Multidisciplinary :36	Select

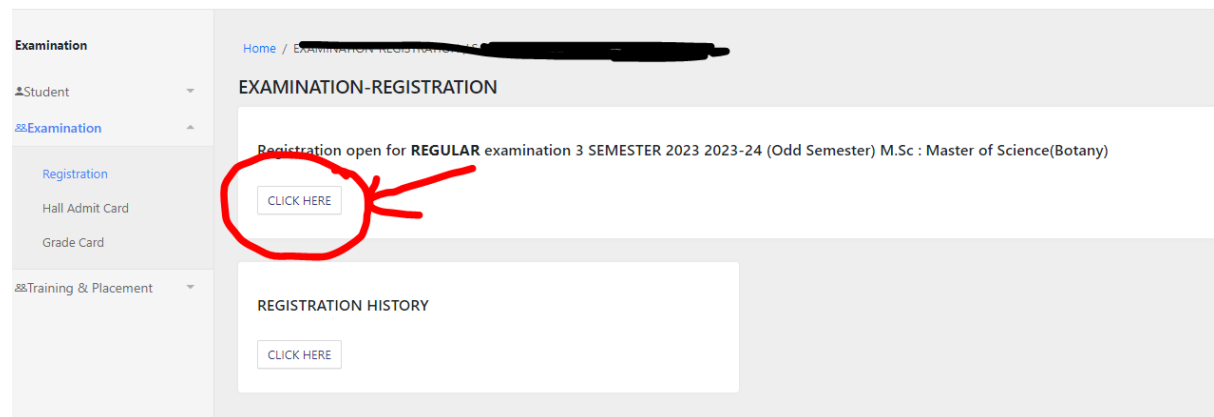
Submit

A red circle highlights the "Submit" button. A red arrow points from the right towards the button.

Step 7: After course submission, click on Examination on left corner shown below.



Step 8: click on registration shown below.



Step 9: Submit and Pay your examination fee shown below.

S.No	Course Code : Name	Course Credits)	Term	Classification	Type
1	PG-BO-C-102 : Algae and Bryophyta	4.00	1 SEMESTER	THEORY	ESSENTIAL-REAPPEAR

Examination fee details		
S.No	Fee Component	Amount
1	EXAMINATION FEE REGULAR	INR 1300
2	EXAM MAINTANCE FEE REGULAR	INR 120
3	HOT & COLD CHARGES REGULAR	INR 50
4	THEORY FAILED PAPER FEE	INR 450
5	EXAMINATION MAINTANCE FEE FAILED PAPER FEE	INR 120
6	HOT & COLD CHARGES FAILED PAPER FEE	INR 50
Total fee		INR 2090

[Update Course\(s\)](#) [Click here to payment](#) [Cancel](#)

Step 10: Backlog Cases click on the action button to verify and to submit their backlog course shown below.

Course(s) Selection					
S.No	Course Code : Name	Course Credits	Course Term	Type	Action
1	PG-BO-C-102 : Algae and Bryophyta	4.00	1 SEMESTER	ESSENTIAL-REPEAT	<input checked="" type="checkbox"/>

[Submit](#) [Cancel](#)

Step 11: After Submit Button click on fee payment.

Examination fee details		
S.No	Fee Component	Amount
1	EXAMINATION FEE REGULAR	INR 1300
2	EXAM MAINTANCE FEE REGULAR	INR 120
3	HOT & COLD CHARGES REGULAR	INR 50
4	THEORY FAILED PAPER FEE	INR 450
5	EXAMINATION MAINTANCE FEE FAILED PAPER FEE	INR 120
6	HOT & COLD CHARGES FAILED PAPER FEE	INR 50
Total fee		INR 2090

[Update Course\(s\)](#) [Click here to payment](#) [Cancel](#)

****BACKLOG CASES: Above examinations fees includes all the examination fee (Regular) and examination fee (Backlog).**

Step 12: To Pay your examination fee click on PAY NOW.

Merchant : REGISTRAR UNIVERSITY OF LADAKH

02/11/2023 17:11:874

Payment Mode

RTGS / NEFT

Net Banking

Debit Card

Credit Card

UPI

Transaction ID	231102167737063
Amount	Rs. 2090
Convenience Fee	Rs. 15.94
GST	Rs. 2.87
Total Bill Amount	Rs. 2108.81

Mobile No : Optional Email ID : Optional

Payer Name : Optional

**Please provide the mobile number for transaction communication & viewing transaction history.*

Rupay Debit Cards Other Debit Cards *Applicable charges levied.*

Examination Form for Examination Session NOVEMBER-DECEMBER 2021

Examination Course(s) Selection for 591: Bachelor of Science (Pass) Home Science

Name	DEMO	Enrollment Number	DEMO	Organizational Unit (College)	038: Lady Irwin College
Level	BACHELOR	Program Type	DEGREE	Delivery Mode	Face to face
Roll Number	DEMO				
Email	demo@example.com	Phone	999999999		

Examination Session : NOVEMBER-DECEMBER 2021	Examination Type : REGULAR	Reference Number : 1015
Examination Model : EXAMINATION	PWD Applicable : Not Applicable	Scribe Required : NO

S.No	Course Code / Name	Credit	Term	Classification	Type
1	4220991 : TRAINING FOR DEVELOPMENT PRACTICAL	4.00	6 SEMESTER	PRACTICAL	REGULAR
2	4830904 : CHILD RIGHTS AND GENDER EMPOWERMENT	6.00	6 SEMESTER	THEORY AND PRACTICAL	REGULAR
3	4220909 : ENTREPRENEURSHIP DEVELOPMENT	6.00	6 SEMESTER	THEORY AND PRACTICAL	REGULAR
4	4220905 : COMMUNICATION FOR DEVELOPMENT	6.00	6 SEMESTER	THEORY AND PRACTICAL	REGULAR

S.No	Fee Component	Amount
1	Minimum fee for SEMESTER 6 courses	INR 400
2	Fee for 4 PRACTICAL course(s)	INR 800
3	Statement of marks fee	INR 100
4	Examination form fee	INR 10
Total fee to be paid		INR 1380

The above information is true and correct to the best of my knowledge. I will be responsible for any wrong information provide by me.

Amount Paid: INR 1310.00, Payment Date : 2021-11-09 17:51:50	PG transaction number: 211100108360300, Order Id: 69
Status : SUBMITTED	Submission Date : Nov 9, 2021 5:51:51 PM

© Saranath eGov

After successful completion of the Examination Fee payment, students can download the examination form in the pdf format by clicking on the **"Print Application"** button located on the top right side of the student portal.